

Ontario Permanent Residency (PR) Pathway

2025: A Step-by-Step Guide for Nigerians


Introduction

Ontario, Canada's largest province, offers multiple pathways to **Permanent Residency (PR)**, making it an attractive destination for skilled workers, international graduates, and professionals worldwide. For **Nigerians**, the **Ontario Immigrant Nominee Program (OINP)** provides a **fast-track option** to secure PR, especially under the **Regional Economic Development Immigration (REDI) Pilot Program**.

This guide will take you through **each step**, from **checking eligibility to securing a job offer, applying for PR, and settling in Canada**.

 Prepared by Flymatas Travel Agency




 Website: [Flymatas](#)

 Phone: +234 703 322 1729

Step 1: Determine Your Eligibility

Before applying, ensure you meet the requirements for an **OINP PR stream** under the **REDI Pilot Program**. The most common options for Nigerians include:

1.1. Employer Job Offer Streams

-  **Foreign Worker Stream** – For skilled workers with a valid job offer in Ontario.
-  **International Student Stream** – For those who have completed a degree in Canada.
-  **In-Demand Skills Stream** – For workers in agriculture, construction, and healthcare.

 Eligibility Checker: [OINP Eligibility Guide](#)




Step 2: Secure a Qualifying Job Offer

A **valid job offer** from an **Ontario-based employer** is a key requirement for the **Ontario Immigrant Nominee Program (OINP)** and the **Regional Economic Development Initiative (REDI) Pilot**. The job must meet specific eligibility criteria, including wage, occupation, and employer requirements.




2.1 Where to Find Jobs in Ontario

You can search for jobs through **government job portals, private job websites, recruitment agencies, and industry-specific job boards**. Below are some of the best platforms for job hunting in Ontario:


◆ Government Job Portals:

-  [Job Bank Canada](#) – The official job portal of the Government of Canada.
-  [Ontario Public Service Careers](#) – Jobs in Ontario's government agencies.
-  [Employment Ontario](#) – Job listings and employment support in Ontario.




◆ Ontario-Specific Job Boards:

-  [Ontario Immigrant Jobs](#) – Job openings for newcomers.
-  [Hire Canada](#) – Ontario's career fair platform.
-  [Ontario Labour Market](#) – Insights into in-demand jobs in Ontario.





◆ General Canadian Job Boards:

-  [Indeed Canada](#) – Canada's largest job search website.
-  [LinkedIn Jobs Canada](#) – Professional job listings.
-  [Glassdoor Canada](#) – Job listings with company reviews.
-  [Workopolis](#) – Canadian job search engine.
-  [Monster Canada](#) – Job postings and resume-building services.

◆ Industry-Specific Job Boards in Ontario:

-  **Healthcare:** [HealthForceOntario](#) – Healthcare jobs and licensing information.
-  **Construction:** [Ontario Construction Jobs](#) – Construction-related job openings.
-  **Agriculture:** [AgCareers](#) – Farming and agri-business jobs.

◆ Recruitment Agencies Specializing in Foreign Workers:

-  [Drake International](#) – Staffing solutions for skilled workers.
 -  [Hays Canada](#) – Jobs in IT, engineering, and construction.
 -  [Randstad Canada](#) – Employment solutions for international workers.
 -  [Michael Page Canada](#) – Recruitment for finance, marketing, and engineering jobs.
-

2.2 Research Employers Hiring in the REDI Pilot Regions

If you are applying under the **Regional Economic Development Initiative (REDI) Pilot**, your job offer must come from an employer in one of the following regions:

- **Lanark County:** [Lanark County Job Listings](#)
 - **Leeds and Grenville:** [Leeds & Grenville Jobs](#)
 - **Sarnia-Lambton:** [Sarnia Lambton Workforce](#)
 - **City of Thunder Bay:** [Thunder Bay Job Listings](#)
-

2.3 Ontario Job Offer Requirements

To qualify for the **OINP Employer Job Offer Streams** or **REDI Pilot**, your job offer must meet the following criteria:

- ✓ **The job must be full-time (at least 30 hours per week).**
- ✓ **The job must be permanent (not seasonal or contract-based).**
- ✓ **Your salary must meet or exceed Ontario's median wage for the role.**

- ✓ **The employer must have been operating in Ontario for at least three years.**
- ✓ **If the job is in a regulated profession, you must have the necessary certification.**
- ✓ **For REDI, the employer must be located in one of the designated regions.**

🔗 **Check Ontario Wage Requirements:** [Ontario Wage Calculator](#)

🔗 **Ontario Job Offer Requirements:** [OINP Employer Job Offer Guide](#)

2.4 Customize Your Resume & Cover Letter for Canadian Employers

📌 **Resume Tips for Canadian Employers:**

- ✓ Use a **professional resume format** (maximum two pages).
- ✓ **Highlight relevant work experience and achievements.**
- ✓ Include a **summary statement** outlining your skills and goals.
- ✓ **Remove personal details** (age, gender, marital status).

📌 **Cover Letter Tips:**

- ✓ Address the **employer directly** (use their name if possible).
- ✓ Explain **why you want to work for their company.**
- ✓ Showcase **how your skills match the job requirements.**
- ✓ End with a **call to action** (e.g., “I look forward to discussing my qualifications with you.”).

🔗 **Canadian Resume & Cover Letter Guide:** [Government of Canada Resume Writing Guide](#)

2.5 Connect with Employers and Networking Opportunities

📌 **Attend Virtual & In-Person Job Fairs:**

- ♦ [Ontario Virtual Job Fair](#)
- ♦ [Canada Job Expo](#)

Join Ontario-Based Immigrant Networks:

- ◆ [Ontario Immigrant Network](#)
- ◆ [Settlement.org Employment Support](#)

Leverage LinkedIn & Other Platforms:

- ✓ Connect with **HR Managers and recruiters**.
 - ✓ Join **Ontario-based job seeker groups** on Facebook and LinkedIn.
 - ✓ Send **customized messages** when applying for jobs.
-

2.6 Prepare for Job Interviews

Common Interview Questions for Canadian Employers:

- ✓ "Tell me about yourself."
- ✓ "Why do you want to work for our company?"
- ✓ "What are your strengths and weaknesses?"
- ✓ "Can you describe a time when you handled a challenging situation?"

Interview Tips:

- ✓ **Practice** common questions with a friend.
- ✓ **Dress professionally** for the interview.
- ✓ **Show enthusiasm and confidence**.
- ✓ **Ask questions** about the role and company.

 **Canadian Job Interview Tips:** [Government of Canada Job Interview Guide](#)

2.7 Confirm the Validity of Your Job Offer

Before accepting a job offer, ensure it **meets immigration requirements**:

- ✓ **Full-time and permanent** (at least 1,560 hours per year).
- ✓ **Competitive wage** (must meet or exceed the median wage for the occupation).

- ✓ **Employer must be located in Ontario** (for REDI, in a participating region).
- ✓ **Employer must be approved by the Ontario government** (not on the ineligible employer list).

🔗 **Check Ontario Wage Requirements:** [Job Bank Wage Report](#)

Step 3: Apply for Provincial Nomination Through OINP

Once you **secure a job offer**, your **employer** must first complete their part of the OINP process:

3.1 Employer's Responsibilities

- ✓ Submit an **Employer Form** to OINP.
- ✓ Provide **business registration documents** to confirm legitimacy.
- ✓ Meet wage and work requirements.

🔗 **Employer Application Guide:** [OINP Employer Job Offer Guide](#)

3.2 How to Submit Your OINP Application

📌 **Create an account** on the **OINP e-Filing Portal**.

📌 **Upload required documents**, including:

- Passport
- Proof of work experience (employment letters)
- Educational Credential Assessment (ECA)
- Proof of language proficiency (IELTS/TEF)

📌 **Pay the application fee:**

- **\$1,500 CAD** (if job is outside the Greater Toronto Area)
- **\$2,000 CAD** (if job is inside the Greater Toronto Area)



📌 **Submit the application and wait for a response.**

 **Apply Here:** [OINP e-Filing Portal](#)

✓ **If approved, you will receive a Provincial Nomination Certificate, giving you an extra 600 CRS points!**

Step 4: Apply for Permanent Residency (PR) Through Express Entry

Now that you have your **Ontario Nomination**, follow these steps:

 **Log into your Express Entry profile** and update it with your **Nomination Certificate**.
 **Your CRS score will increase by 600 points**, making you a top candidate for the next **Express Entry draw**.

 **Express Entry Profile Update:** [IRCC Express Entry Portal](#)

✓ **Once you receive an Invitation to Apply (ITA), you have 60 days to submit your PR application.**

Step 5: Submit Your PR Application to IRCC

After receiving your **ITA**, you need to submit your PR application with the following:

 **Required Documents:**

- ✓ Passport and travel history
- ✓ Medical exam results
- ✓ Police clearance certificate
- ✓ Proof of funds (**at least \$13,757 CAD for a single applicant**)
- ✓ Provincial Nomination Certificate

- 📌 **Processing Time: 6–12 months**
- 📌 **Processing Fee: \$1,365 CAD per applicant**

🔗 **Submit PR Application:** IRCC Express Entry Portal

Step 6: Get Your Confirmation of Permanent Residence (COPR) & Move to Canada

✓ **Once IRCC approves your PR application, you will receive:**

- **A Confirmation of Permanent Residence (COPR)**
- **A Permanent Resident Visa (if required)**

🔗 **Ontario Newcomer Guide:** Guide for New Immigrants

📌 **Book your flight and prepare for settlement in Ontario!**

Best OINP Pathway for Nigerians

If you are **currently in Nigeria**, your best option is:

- ✓ **Foreign Worker Stream** (for skilled professionals with job offers).
 - ✓ **In-Demand Skills Stream** (for construction, healthcare, and agriculture workers).
-

Need Help? Contact Flymatas!

📍 **Website:** [Flymatas](https://flymatas.com)

📞 **Phone:** +234 703 322 1729

We can assist with:

- ✔ **Job search & employer sponsorship**
- ✔ **Visa & PR application support**
- ✔ **Interview & IELTS coaching**

 **Start your journey to Canada today with Flymatas!** 

FLYMATAS